



STERILISATIONS BEHÄLTER
STERILIZATION CONTAINER SYSTEM
SISTEMA DE CONTENEDORES DE ESTERILIZACIÓN
SYSTÈME DE CONTENEURS DE STÉRILISATION
SISTEMA DI CONTENITORI PER STERILIZZAZIONE





Maltepe Mah.Eski ırpıcıyolu Sk.
Merter İş Merkezi D Blok 2/21
034234- Zeytinburnu, İstanbul
+90 532 576 7332
+90 212 482 71 52
info@redamed.com

REDA STERILIZATION CONTAINER SYSTEM








By taking the Sterile Container System into Reda's product range, 20 years ago, Reda made a further innovative step into the medical field.

Over the years, REDA'S STERILE CONTAINER SYSTEMS have been established in operating theaters and are now a constant component in hospitals all around the world.

REDA STERILIZATION CONTAINER SYSTEMS are well known for its easy, comfortable and safe usage which guarantee a perfect traceability for our all surgical trays

Offering all available sizes, trays and accessories, REDA provides a complete solution for every sterilization department.



	<p>1/1 Container und Zubehör 1/1 Containers and accessories 1/1 Contenedores y accesorios 1/1 Container e accessori</p>	4-7
	<p>3/4 Container und Zubehör 3/4 Containers and accessories 3/4 Contenedores y accesorios 3/4 Container e accessori</p>	8-11
	<p>1/2 Container und Zubehör 1/2 Containers and accessories 1/2 Contenedores y accesorios 1/2 Container e accessori</p>	12-15
	<p>Plasma Modell Plasma Model Modelo Plasma Modelli Plasma</p>	16-17
	<p>Flach - Halb - Container und Zubehör Flat half-size-containers and accessories Contenedores planos-medianos y accesorios Piccoli container e accessori</p>	18
	<p>Grossraum Container und Zubehör US Containers and accessories US Contenedores y accesorios US Container e accessori</p>	19-20
	<p>Mini Container und Zubehör Small containers and accessories Contenedores pequeños y accesorios Piccoli container e accessori</p>	21
	<p>Dental Container und Zubehör Dental Container and accessories Contenedores para Dental y accesorios Dental Container e accessori</p>	22
	<p>Optik und Implantat Container Optic Container Contenedores para óptica y implantates Contenitore Optic</p>	23-24
	<p>Allgemeines Zubehör Standard accessories Accesorios generales Accessori generali</p>	25-26
	<p>Auto Lock System Auto Lock System Sistema de Auto Lock Sistema Auto Lock</p>	27-28
	<p>Siebkörbe und Deckel Sheet baskets and covers Cestas y tapas Cestelli e coperchio</p>	29
	<p>Silikon Profile Silicone bar Barra de silicona Supporti in silicone</p>	30

**Container Typen und Dimensionen
Container models and dimensions
Tipos de contenedores y medidas
Modelli dei container e dimensioni**

Deckel gelocht
Boden ungelocht
Perforated lid
Unperforated bottom
Tapa perforada
Cuerpo sin perforación
Coperchio con filtro
Fondo senza filtro

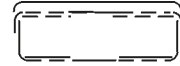
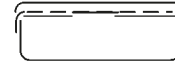
Deckel gelocht
Boden gelocht
Perforated lid
Perforated bottom
Tapa perforada
Cuerpo perforado
Coperchio con filtro
Fondo con filtro

**Sicherheitsdeckel
Tapa de seguridad**

Deckel gelocht
Boden ungelocht
Perforated lid
Unperforated bottom
Tapa perforada
Cuerpo sin perforación
Coperchio con filtro
Fondo senza filtro

**Safety lid
Coperchio di protezione**

Deckel gelocht
Boden gelocht
Perforated lid
Perforated bottom
Tapa perforada
Cuerpo perforado
Coperchio con filtro
Fondo con filtro



580 x 280 x 100 mm



- R 110.10
- R 120.10
- R 130.10
- R 140.10
- R 150.10
- R 160.10

- R 111.10
- R 121.10
- R 131.10
- R 141.10
- R 151.10
- R 161.10

- R 112.10
- R 122.10
- R 132.10
- R 142.10
- R 152.10
- R 162.10

- R 113.10
- R 123.10
- R 133.10
- R 143.10
- R 153.10
- R 163.10

580 x 280 x 135 mm



- R 110.13
- R 120.13
- R 130.13
- R 140.13
- R 150.13
- R 160.13

- R 111.13
- R 121.13
- R 131.13
- R 141.13
- R 151.13
- R 161.13

- R 112.13
- R 122.13
- R 132.13
- R 142.13
- R 152.13
- R 162.13

- R 113.13
- R 123.13
- R 133.13
- R 143.13
- R 153.13
- R 163.13

580 x 280 x 150 mm



- R 110.15
- R 120.15
- R 130.15
- R 140.15
- R 150.15
- R 160.15

- R 111.15
- R 121.15
- R 131.15
- R 141.15
- R 151.15
- R 161.15

- R 112.15
- R 122.15
- R 132.15
- R 142.15
- R 152.15
- R 162.15

- R 113.15
- R 123.15
- R 133.15
- R 143.15
- R 153.15
- R 163.15

580 x 280 x 200 mm



- R 110.20
- R 120.20
- R 130.20
- R 140.20
- R 150.20
- R 160.20

- R 111.20
- R 121.20
- R 131.20
- R 141.20
- R 151.20
- R 161.20

- R 112.20
- R 122.20
- R 132.20
- R 142.20
- R 152.20
- R 162.20

- R 113.20
- R 123.20
- R 133.20
- R 143.20
- R 153.20
- R 163.20

580 x 280 x 260 mm



- R 110.26
- R 120.26
- R 130.26
- R 140.26
- R 150.26
- R 160.26

- R 111.26
- R 121.26
- R 131.26
- R 141.26
- R 151.26
- R 161.26

- R 112.26
- R 122.26
- R 132.26
- R 142.26
- R 152.26
- R 162.26

- R 113.26
- R 123.26
- R 133.26
- R 143.26
- R 153.26
- R 163.26

Boden ungelocht
Unperforated bottom
Cuerpo sin perforación
Fondo senza filtro



580 x 280 x 100 mm **R 105.10**
580 x 280 x 135 mm **R 105.13**
580 x 280 x 150 mm **R 105.15**
580 x 280 x 200 mm **R 105.20**
580 x 280 x 260 mm **R 105.26**

Boden gelocht
Perforated bottom
Cuerpo perforado
Fondo con filtro



580 x 280 x 100 mm **R 106.10**
580 x 280 x 135 mm **R 106.13**
580 x 280 x 150 mm **R 106.15**
580 x 280 x 200 mm **R 106.20**
580 x 280 x 260 mm **R 106.26**

580 x 280 mm



Deckel gelocht
Perforated lid
Tapa perforada
Coperchio con filtro

R 100.01
R 100.02
R 100.03
R 100.04
R 100.05
R 100.06

606 x 288 mm



Sicherheitsdeckel
Safety lid
Tapa de seguridad
Coperchio di protezione

R 101.01
R 101.02
R 101.03
R 101.04
R 101.05
R 101.06

580 x 280 mm



Deckel ungelocht
Removal lid
Tapa sin perforacion
Coperchio senza perforazione

R 103.01

Siebkörbe
Wire baskets
Cestas
Cestello



485 x 250 x 30 mm **R 190.03**
485 x 250 x 50 mm **R 190.05**
485 x 250 x 70 mm **R 190.07**
485 x 250 x 100 mm **R 190.10**

Siebkörbe
Wire baskets
Cestas
Cestello



540 x 250 x 30 mm **R 191.03**
540 x 250 x 50 mm **R 191.05**
540 x 250 x 70 mm **R 191.07**
540 x 250 x 100 mm **R 191.10**

Siebboden
Wire base
Cuerpo de cesta
Fondo cestello



545 x 255 x 30 mm **R 193.00**

Silikon - Noppenmatte
Silicon mat
Colchón de silicona
Tappeto in silicone



470 x 230 mm **R 852.40**
520 x 230 mm **R 852.30**

Spannrahmen für Einschlagtücher
Tension clips for towels
Marcos tensores para paños
Telaio di fissaggio



545 x 255 mm **R 195.00**

Tuch
Drape
Paño
Panno




130 x 60 cm **R 095.07**
140 x 100 cm **R 095.08**



Deckel gelocht
Boden ungelocht
Perforated lid
Unperforated bottom
Tapa perforada
Cuerpo sin perforación
Coperchio con filtro
Fondo senza filtro



580 x 280 x 115 mm



R 110.10 BB

R 120.10 BB

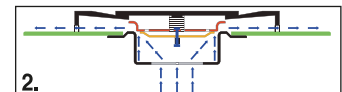
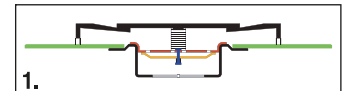
R 130.10 BB

R 140.10 BB


R 150.10 BB

R 160.10 BB

1. Vor der Sterilisation sollten die Valven in eine "Ruheposition" gebracht werden.
2. Während der Sterilisation werden die Valven durch das Vakuum komplett geöffnet und die trockene Luft kann aus dem Container entweichen.



580 x 280 x 140 mm



R 110.13 BB

R 120.13 BB

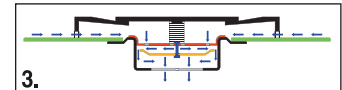
R 130.13 BB

R 140.13 BB

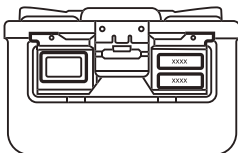
R 150.13 BB

R 160.13 BB

3. Am Ende des Sterilisationszykluses sind die Valven seitenverkehrt durch das Vakuum geöffnet und der Sterilisationszyklus ist beendet.



580 x 280 x 155 mm



R 110.15 BB

R 120.15 BB

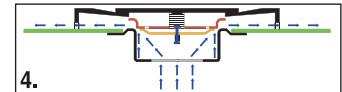
R 130.15 BB

R 140.15 BB

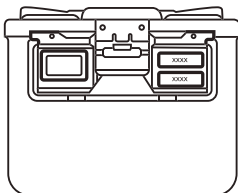
R 150.15 BB

R 160.15 BB

4. Am Ende des Sterilisationszykluses gleicht der Sterilisateur den Luftdruck aus und die Valven des Barrier Containers sind dann geschlossen.



580 x 280 x 205 mm



R 110.20 BB

R 120.20 BB

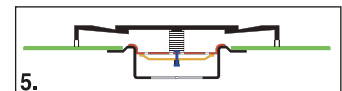
R 130.20 BB

R 140.20 BB

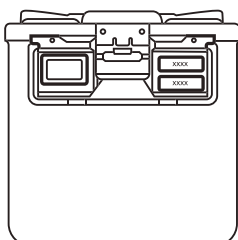
R 150.20 BB

R 160.20 BB

5. Nach der Sterilisation befinden sich die Valven wieder in der "Ruheposition".



580 x 280 x 265 mm



R 110.26 BB

R 120.26 BB

R 130.26 BB

R 140.26 BB

R 150.26 BB

R 160.26 BB


1. Before sterilization, the valves are in the relaxed position.
2. During sterilization, the vacuum completely opens the valves and the dry air is released from the container.
3. At the end of the sterilization cycle, the vacuum completely opens the valves in the opposite direction.
4. At the end of the sterilization cycle, when the pressure level is equalized, the valves are closed.
5. After sterilization, the valves are in the relaxed position.



Deckel gelocht
Boden gelocht
Perforated lid
Perforated bottom
Tapa perforada
Cuerpo perforado
Coperchio con filtro
Fondo con filtro



580 x 280 x 135 mm



R 111.10 BB

R 121.10 BB

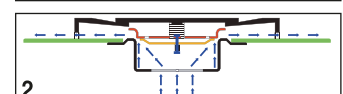
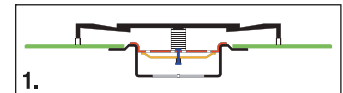
R 131.10 BB

R 141.10 BB


R 151.10 BB

R 161.10 BB

1. Antes de iniciar la esterilización, las válvulas están en posición de reposo.
2. Durante la esterilización debido al efecto del vacío, las válvulas se abren completamente y el aire seco escapa del contenedor.



580 x 280 x 160 mm



R 111.13 BB

R 121.13 BB

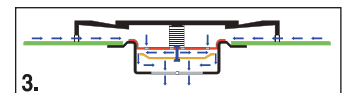
R 131.13 BB

R 141.13 BB

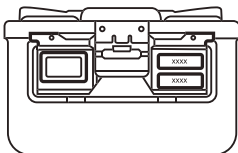
R 151.13 BB

R 161.13 BB

3. Al acabarse el ciclo de la esterilización, las válvulas se abren en el camino contrario debido al vacío y el ciclo de la esterilización se completa.



580 x 280 x 175 mm



R 111.15 BB

R 121.15 BB

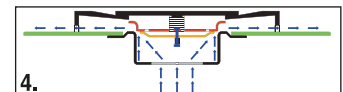
R 131.15 BB

R 141.15 BB

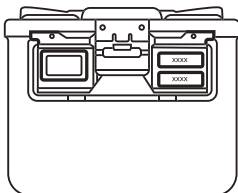
R 151.15 BB

R 161.15 BB

4. Al terminarse el ciclo de la esterilización, el esterilizador compensa el nivel de la presión y las válvulas del contenedor modelo Barrier se cierran.



580 x 280 x 235 mm



R 111.20 BB

R 121.20 BB

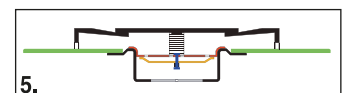
R 131.20 BB

R 141.20 BB

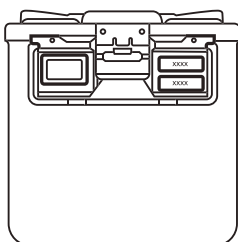
R 151.20 BB

R 161.20 BB

5. Terminada la esterilización las válvulas están nuevamente en posición de reposo.



580 x 280 x 295 mm



R 111.26 BB

R 121.26 BB

R 131.26 BB

R 141.26 BB

R 151.26 BB

R 161.26 BB

Container Typen und Dimensionen
Container models and dimensions
Tipos de contenedores y medidas
Modelli dei container e dimensioni

Deckel gelocht
 Boden ungelocht
 Perforated lid
 Unperforated bottom
 Tapa perforada
 Cuerpo sin perforación
 Coperchio con filtro
 Fondo senza filtro

Deckel gelocht
 Boden gelocht
 Perforated lid
 Perforated bottom
 Tapa perforada
 Cuerpo perforado
 Coperchio con filtro
 Fondo con filtro

Sicherheitsdeckel
Tapa de seguridad

Safety lid
Coperchio di protezione

Deckel gelocht
 Boden ungelocht
 Perforated lid
 Unperforated bottom
 Tapa perforada
 Cuerpo sin perforación
 Coperchio con filtro
 Fondo senza filtro

Deckel gelocht
 Boden gelocht
 Perforated lid
 Perforated bottom
 Tapa perforada
 Cuerpo perforado
 Coperchio con filtro
 Fondo con filtro



465 x 280 x 100 mm



- R 210.10
- R 220.10
- R 230.10
- R 240.10
- R 250.10
- R 260.10

- R 211.10
- R 221.10
- R 231.10
- R 241.10
- R 251.10
- R 261.10

- R 212.10
- R 222.10
- R 232.10
- R 242.10
- R 252.10
- R 262.10

- R 213.10
- R 223.10
- R 233.10
- R 243.10
- R 253.10
- R 263.10

465 x 280 x 135 mm



- R 210.13
- R 220.13
- R 230.13
- R 240.13
- R 250.13
- R 260.13

- R 211.13
- R 221.13
- R 231.13
- R 241.13
- R 251.13
- R 261.13

- R 212.13
- R 222.13
- R 232.13
- R 242.13
- R 252.13
- R 262.13

- R 213.13
- R 223.13
- R 233.13
- R 243.13
- R 253.13
- R 263.13

465 x 280 x 150 mm



- R 210.15
- R 220.15
- R 230.15
- R 240.15
- R 250.15
- R 260.15

- R 211.15
- R 221.15
- R 231.15
- R 241.15
- R 251.15
- R 261.15

- R 212.15
- R 222.15
- R 232.15
- R 242.15
- R 252.15
- R 262.15

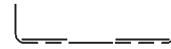
- R 213.15
- R 223.15
- R 233.15
- R 243.15
- R 253.15
- R 263.15

Boden ungelocht
Unperforated bottom
Cuerpo sin perforación
Fondo senza filtro



465 x 280 x 100 mm **R 205.10**
465 x 280 x 135 mm **R 205.13**
465 x 280 x 150 mm **R 205.15**

Boden gelocht
Perforated bottom
Cuerpo perforado
Fondo con filtro



465 x 280 x 100 mm **R 206.10**
465 x 280 x 135 mm **R 206.13**
465 x 280 x 150 mm **R 206.15**

465 x 280 mm



Deckel gelocht
Perforated lid
Tapa perforada
Coperchio con filtro

R 200.01
R 200.02
R 200.03
R 200.04
R 200.05
R 200.06

483 x 290 mm



Sicherheitsdeckel
Safety lid
Tapa de seguridad
Coperchio di protezione

R 201.01
R 201.02
R 201.03
R 201.04
R 201.05
R 201.06

465 x 280 mm



Deckel ungelocht
Removal lid
Tapa sin perforacion
Coperchio senza perforazione

R 203.01

Siebkörbe
Wire baskets
Cestas
Cestello



405 x 250 x 30 mm **R 290.03**
405 x 250 x 50 mm **R 290.05**
405 x 250 x 70 mm **R 290.07**
405 x 250 x 100 mm **R 290.10**

Siebboden
Wire base
Cuerpo de cesta
Fondo di cestello



405 x 250 x 30 mm **R 293.03**

Silikon - Noppenmatte
Silicon mat
Colchón de silicona
Tappeto in silicone



380 x 230 mm **R 852.10**
440 x 230 mm **R 852.20**

Spannrahmen für Einschlagtücher
Tension clips for towels
Marcos tensores para paños
Telaio di fissaggio



405 x 255 mm **R 295.00**

Tuch
Drape
Paño
Panno




140 x 100 cm **R 095.08**



Deckel gelocht
Boden ungelocht
Perforated lid
Unperforated bottom
Tapa perforada
Cuerpo sin perforación
Coperchio con filtro
Fondo senza filtro



465 x 280 x 115 mm



R 210.10 BB

R 220.10 BB

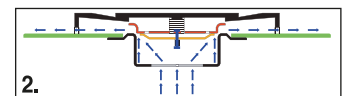
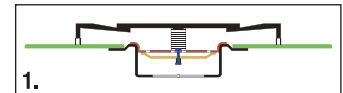
R 230.10 BB

R 240.10 BB


R 250.10 BB

R 260.10 BB

1. Vor der Sterilisation sollten die Valven in eine "Ruheposition" gebracht werden.
2. Während der Sterilisation werden die Valven durch das Vakuum komplett geöffnet und die trockene Luft kann aus dem Container entweichen.



465 x 280 x 140 mm



R 210.13 BB

R 220.13 BB

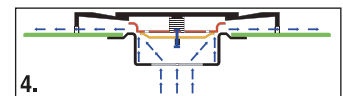
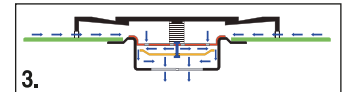
R 230.13 BB

R 240.13 BB

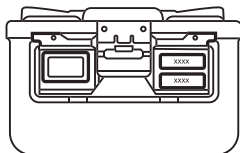
R 250.13 BB

R 260.13 BB

3. Am Ende des Sterilisationszykluses sind die Valven seitverkehrt durch das Vakuum geöffnet und der Sterilisationszyklus ist beendet.
4. Am Ende des Sterilisationszykluses gleicht der Sterilisateur den Luftdruck aus und die Valven des Barrier Containers sind dann geschlossen.



465 x 280 x 155 mm



R 210.15 BB

R 220.15 BB

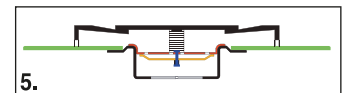
R 230.15 BB

R 240.15 BB

R 250.15 BB

R 260.15 BB

5. Nach der Sterilisation befinden sich die Valven wieder in der "Ruheposition".
1. Before sterilization, the valves are in the relaxed position.
2. During sterilization, the vacuum completely opens the valves and the dry air is released from the container.
3. At the end of the sterilization cycle, the vacuum completely opens the valves in the opposite direction.
4. At the end of the sterilization cycle, when the pressure level is equalized, the valves are closed.
5. After sterilization, the valves are in the relaxed position.






Deckel gelocht
 Boden gelocht
 Perforated lid
 Perforated bottom
 Tapa perforada
 Cuerpo perforado
 Coperchio con filtro
 Fondo con filtro



465 x 280 x 135 mm



R 211.10 BB

R 221.10 BB

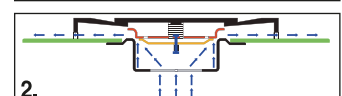
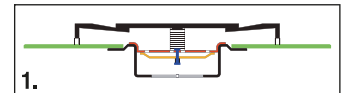
R 231.10 BB

R 241.10 BB


R 251.10 BB

R 261.10 BB

1. Antes de iniciar la esterilización, las válvulas están en posición de reposo.
2. Durante la esterilización debido al efecto del vacío, las válvulas se abren completamente y el aire seco escapa del contenedor.



465 x 280 x 160 mm



R 211.13 BB

R 221.13 BB

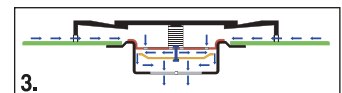
R 231.13 BB

R 241.13 BB

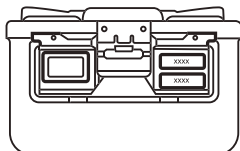
R 251.13 BB

R 261.13 BB

3. Al acabarse el ciclo de la esterilización, las válvulas se abren en el camino contrario debido al vacío y el ciclo de la esterilización se completa.
4. Al terminarse el ciclo de la esterilización, el esterilizador compensa el nivel de la presión y las válvulas del contenedor modelo Barrier se cierran.



465 x 280 x 175 mm



R 211.15 BB

R 221.15 BB

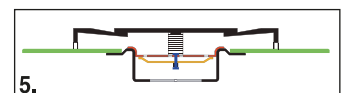
R 231.15 BB

R 241.15 BB

R 251.15 BB

R 261.15 BB

5. Terminada la esterilización las válvulas están nuevamente en posición de reposo.



**Container Typen und Dimensionen
Container models and dimensions
Tipos de contenedores y medidas
Modelli dei container e dimensioni**

Deckel gelocht
Boden ungelocht
Perforated lid
Unperforated bottom
Tapa perforada
Cuerpo sin perforación
Coperchio con filtro
Fondo senza filtro

Deckel gelocht
Boden gelocht
Perforated lid
Perforated bottom
Tapa perforada
Cuerpo perforado
Coperchio con filtro
Fondo con filtro

**Sicherheitsdeckel
Tapa de seguridad**

Deckel gelocht
Boden ungelocht
Perforated lid
Unperforated bottom
Tapa perforada
Cuerpo sin perforación
Coperchio con filtro
Fondo senza filtro

**Safety lid
Coperchio di protezione**

Deckel gelocht
Boden gelocht
Perforated lid
Perforated bottom
Tapa perforada
Cuerpo perforado
Coperchio con filtro
Fondo con filtro



285 x 280 x 100 mm



- R 310.10
- R 320.10
- R 330.10
- R 340.10
- R 350.10
- R 360.10

- R 311.10
- R 321.10
- R 331.10
- R 341.10
- R 351.10
- R 361.10

- R 312.10
- R 322.10
- R 332.10
- R 342.10
- R 352.10
- R 362.10

- R 313.10
- R 323.10
- R 333.10
- R 343.10
- R 353.10
- R 363.10

285 x 280 x 135 mm



- R 310.13
- R 320.13
- R 330.13
- R 340.13
- R 350.13
- R 360.13

- R 311.13
- R 321.13
- R 331.13
- R 341.13
- R 351.13
- R 361.13

- R 312.13
- R 322.13
- R 332.13
- R 342.13
- R 352.13
- R 362.13

- R 313.13
- R 323.13
- R 333.13
- R 343.13
- R 353.13
- R 363.13

285 x 280 x 150 mm



- R 310.15
- R 320.15
- R 330.15
- R 340.15
- R 350.15
- R 360.15

- R 311.15
- R 321.15
- R 331.15
- R 341.15
- R 351.15
- R 361.15

- R 312.15
- R 322.15
- R 332.15
- R 342.15
- R 352.15
- R 362.15

- R 313.15
- R 323.15
- R 333.15
- R 343.15
- R 353.15
- R 363.15

285 x 280 x 200 mm



- R 310.20
- R 320.20
- R 330.20
- R 340.20
- R 350.20
- R 360.20

- R 311.20
- R 321.20
- R 331.20
- R 341.20
- R 351.20
- R 361.20

- R 312.20
- R 322.20
- R 332.20
- R 342.20
- R 352.20
- R 362.20

- R 313.20
- R 323.20
- R 333.20
- R 343.20
- R 353.20
- R 363.20

285 x 280 x 260 mm




- R 310.26
- R 320.26
- R 330.26
- R 340.26
- R 350.26
- R 360.26

- R 311.26
- R 321.26
- R 331.26
- R 341.26
- R 351.26
- R 361.26

- R 312.26
- R 322.26
- R 332.26
- R 342.26
- R 352.26
- R 362.26

- R 313.26
- R 323.26
- R 333.26
- R 343.26
- R 353.26
- R 363.26

Boden ungelocht
Unperforated bottom
Cuerpo sin perforación
Fondo senza filtro



285 x 280 x 100 mm **R 305.10**
285 x 280 x 135 mm **R 305.13**
285 x 280 x 150 mm **R 305.15**
285 x 280 x 200 mm **R 305.20**
285 x 280 x 260 mm **R 305.26**

Boden gelocht
Perforated bottom
Cuerpo perforado
Fondo con filtro



285 x 280 x 100 mm **R 306.10**
285 x 280 x 135 mm **R 306.13**
285 x 280 x 150 mm **R 306.15**
285 x 280 x 200 mm **R 306.20**
285 x 280 x 260 mm **R 306.26**

285 x 280 mm

Deckel gelocht
Perforated lid
Tapa perforada
Coperchio con filtro



R 300.01
R 300.02
R 300.03
R 300.04
R 300.05
R 300.06

317 x 285 mm


Sicherheitsdeckel
Safety lid
Tapa de seguridad
Coperchio di protezione



R 301.01
R 301.02
R 301.03
R 301.04
R 301.05
R 301.06

Deckel ungelocht
Removal lid
Tapa sin perforacion
Coperchio senza perforazione

285 x 280 mm



R 303.01

Siebkörbe
Wire baskets
Cestas
Cestello



255 x 250 x 30 mm **R 390.03**
255 x 250 x 50 mm **R 390.05**
255 x 250 x 70 mm **R 390.07**
255 x 250 x 100 mm **R 390.10**

Siebboden
Wire base
Cuerpo de cesta
Fondo di cestello



255 x 255 x 30 mm **R 393.00**

Silikon - Noppenmatte
Silicon mat
Colchón de silicona
Tappeto in silicone



250 x 235 mm **R 851.00**

Spannrahmen für Einschlagtücher
Tension clips for towels
Marcos tensores para paños
Telaio di fissaggio



255 x 255 mm **R 395.00**

Tuch
Drape
Paño
Panno




90 x 60 cm **R 095.04**
90 x 80 cm **R 095.05**
130 x 45 cm **R 095.06**
130 x 60 cm **R 095.07**



Deckel gelocht
Boden ungelocht
Perforated lid
Unperforated bottom
Tapa perforada
Cuerpo sin perforación
Coperchio con filtro
Fondo senza filtro



285 x 280 x 115 mm



R 310.10 BB

R 320.10 BB

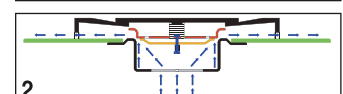
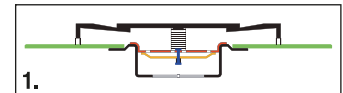
R 330.10 BB

R 340.10 BB


R 350.10 BB

R 360.10 BB

1. Vor der Sterilisation sollten die Valven in eine "Ruheposition" gebracht werden.
2. Während der Sterilisation werden die Valven durch das Vakuum komplett geöffnet und die trockene Luft kann aus dem Container entweichen.



285 x 280 x 140 mm



R 310.13 BB

R 320.13 BB

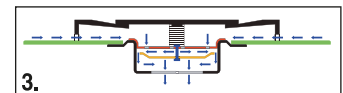
R 330.13 BB

R 340.13 BB

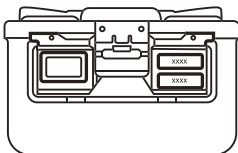
R 350.13 BB

R 360.13 BB

3. Am Ende des Sterilisationszykluses sind die Valven seitenverkehrt durch das Vakuum geöffnet und der Sterilisationszyklus ist beendet.
4. Am Ende des Sterilisationszykluses gleicht der Sterilisateur den Luftdruck aus und die Valven des Barrier Containers sind dann geschlossen.



285 x 280 x 155 mm



R 310.15 BB

R 320.15 BB

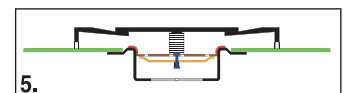
R 330.15 BB

R 340.15 BB

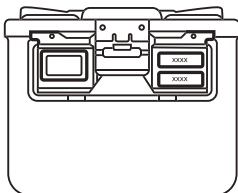
R 350.15 BB

R 360.15 BB

5. Nach der Sterilisation befinden sich die Valven wieder in der "Ruheposition".



285 x 280 x 205 mm



R 310.20 BB

R 320.20 BB

R 330.20 BB

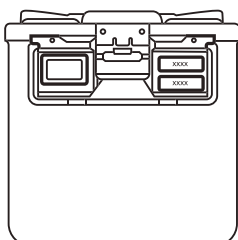
R 340.20 BB

R 350.20 BB

R 360.20 BB

1. Before sterilization, the valves are in the relaxed position.
2. During sterilization, the vacuum completely opens the valves and the dry air is released from the container.
3. At the end of the sterilization cycle, the vacuum completely opens the valves in the opposite direction.
4. At the end of the sterilization cycle, when the pressure level is equalized, the valves are closed.
5. After sterilization, the valves are in the relaxed position.

285 x 280 x 265 mm



R 310.26 BB

R 320.26 BB

R 330.26 BB

R 340.26 BB

R 350.26 BB


R 360.26 BB



Deckel gelocht
Boden gelocht
Perforated lid
Perforated bottom
Tapa perforada
Cuerpo perforado
Coperchio con filtro
Fondo con filtro



285 x 280 x 135 mm



R 311.10 BB

R 321.10 BB

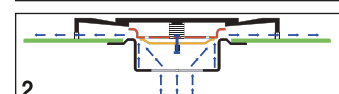
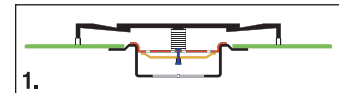
R 331.10 BB

R 341.10 BB


R 351.10 BB

R 361.10 BB

1. Antes de iniciar la esterilización, las válvulas están en posición de reposo.
2. Durante la esterilización debido al efecto del vacío, las válvulas se abren completamente y el aire seco escapa del contenedor.



285 x 280 x 160 mm



R 311.13 BB

R 321.13 BB

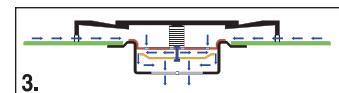
R 331.13 BB

R 341.13 BB

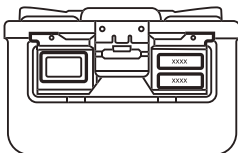
R 351.13 BB

R 361.13 BB

3. Al acabarse el ciclo de la esterilización, las válvulas se abren en el camino contrario debido al vacío y el ciclo de la esterilización se completa.



285 x 280 x 175 mm



R 311.15 BB

R 321.15 BB

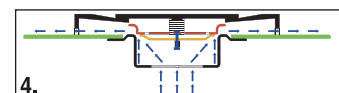
R 331.15 BB

R 341.15 BB

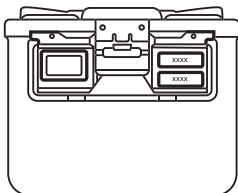
R 351.15 BB

R 361.15 BB

4. Al terminarse el ciclo de la esterilización, el esterilizador compensa el nivel de la presión y las válvulas del contenedor modelo Barrier se cierran.



285 x 280 x 235 mm



R 311.20 BB

R 321.20 BB

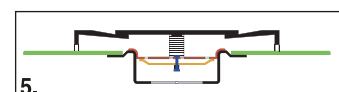
R 331.20 BB

R 341.20 BB

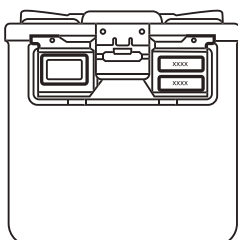
R 351.20 BB

R 361.20 BB

5. Terminada la esterilización las válvulas están nuevamente en posición de reposo.



285 x 280 x 295 mm



R 311.26 BB

R 321.26 BB

R 331.26 BB

R 341.26 BB

R 351.26 BB

R 361.26 BB

PLASMA MODEL for STERRAD®

LOW TEMPERATURE

STERILE CONTAINER SYSTEMS

1/1 Full Size 3/4 Quarter Size 1/2 Half Size

REDA plasma model container systems are designed for both steam and plasma sterilization (destroying the microorganisms by free radicals). The suitable accessories like paper filter for steam or polypropylene filter for plasma must be chosen by the user according to the need.






Bottom (Perforated)

Perforated Lid


1/1 FULL SIZE



Code	Dimension	Weight
R 106.10 PL	580 x 280 x 100 mm	2200 g
R 106.13 PL	580 x 280 x 130 mm	2360 g
R 106.15 PL	580 x 280 x 150 mm	2520 g

Color	Code
Grey	R 100.01 PL
Dimension	Weight
580 x 280 mm	1370 g


3/4 QUARTER



Code	Dimension	Weight
R 206.10 PL	465 x 280 x 100 mm	1795 g
R 206.13 PL	465 x 280 x 130 mm	1885 g
R 206.15 PL	465 x 280 x 150 mm	2020 g
R 206.20 PL	465 x 280 x 200 mm	2475 g

Color	Code
Grey	R 200.01 PL
Dimension	Weight
465 x 280 mm	1020 g

1/2 HALF SIZE



Code	Dimension	Weight
R 306.10 PL	280 x 280 x 100 mm	1400 g
R 306.13 PL	280 x 280 x 130 mm	1460 g
R 306.15 PL	280 x 280 x 150 mm	1570 g

Color	Code
Grey	R 300.01 PL
Dimension	Weight
280 x 280 mm	765 g

Container Typen und Dimensionen
Container models and dimensions
Tipos de contenedores y medidas
Modelli dei container e dimensioni


	Deckel gelocht Boden ungelocht Perforated lid Unperforated bottom Tapa perforada Cuerpo sin perforación Coperchio con filtro Fondo senza filtro	Deckel gelocht Boden gelocht Perforated lid Perforated bottom Tapa perforada Cuerpo perforado Coperchio con filtro Fondo con filtro	Boden ungelocht Unperforated bottom Cuerpo sin perforación Fondo senza filtro	Boden gelocht Perforated bottom Cuerpo perforado Fondo con filtro
285 x 280 x 55 mm 	R 310.05 R 320.05 R 330.05 R 340.05 R 350.05 R 360.05		R 305.05 	
285 x 280 x 85 mm 	R 310.08 R 320.08 R 330.08 R 340.08 R 350.08 R 360.08	R 311.08 R 321.08 R 331.08 R 341.08 R 351.08 R 361.08	R 305.08 	R 306.08
285 x 280 mm 	R 300.01 R 300.02 R 300.03 R 300.04 R 300.05 R 300.06	Deckel gelocht Perforated lid Tapa perforada Coperchio con filtro	Tuch Drape Paño Panno 	
Siebkörbe Wire baskets Cestas Cestello 	255 x 250 x 30 mm R 390.03 255 x 250 x 50 mm R 390.05	Siebboden Wire base Cuerpo de cesta Fondo di cestello 	255 x 255 x 30 mm R 393.00	
Silikon - Noppenmatte Silicon mat Colchón de silicona Tappeto in silicone 	250 x 235 mm R 851.00	Spannrahmen für Einschlagtücher Tension clips for towels Marcos tensores para paños Telaio di fissaggio 	255 x 255 mm R 395.00	

Container komplett
 Container complete
 Contenedores completos
 Container completo



590 x 370 x 120 mm
 590 x 370 x 180 mm
 590 x 370 x 120 mm
 590 x 370 x 180 mm
 590 x 370 x 120 mm
 590 x 370 x 180 mm
 590 x 370 x 120 mm
 590 x 370 x 180 mm
 590 x 370 x 120 mm
 590 x 370 x 180 mm

Deckel gelocht
 Boden ungelocht
 Perforated lid
 Unperforated bottom
 Tapa perforada
 Cuerpo sin perforación
 Coperchio con filtro
 Fondo senza filtro



R 110.62	R 110.68
R 120.62	R 120.68
R 130.62	R 130.68
R 140.62	R 140.68
R 150.62	R 150.68
R 160.62	R 160.68

Deckel gelocht
 Boden gelocht
 Perforated lid
 Perforated bottom
 Tapa perforada
 Cuerpo perforado
 Coperchio con filtro
 Fondo con filtro



R 111.62	R 111.68
R 121.62	R 121.68
R 131.62	R 131.68
R 141.62	R 141.68
R 151.62	R 151.68
R 161.62	R 161.68

CONTAINER EXTRA LANG/ EXTRA LONG SIZE CONTAINER

Container komplett
 Container complete
 Contenedores completos
 Container completo



725 x 275 x 127 mm
 725 x 275 x 191 mm
 725 x 275 x 127 mm
 725 x 275 x 191 mm
 725 x 275 x 127 mm
 725 x 275 x 191 mm
 725 x 275 x 127 mm
 725 x 275 x 191 mm
 725 x 275 x 127 mm
 725 x 275 x 191 mm

Deckel gelocht
 Boden ungelocht
 Perforated lid
 Unperforated bottom
 Tapa perforada
 Cuerpo sin perforación
 Coperchio con filtro
 Fondo senza filtro



R 115.62	R 115.68
R 125.62	R 125.68
R 135.62	R 135.68
R 145.62	R 145.68
R 155.62	R 155.68
R 165.62	R 165.68

Deckel gelocht
 Boden gelocht
 Perforated lid
 Perforated bottom
 Tapa perforada
 Cuerpo perforado
 Coperchio con filtro
 Fondo con filtro



R 116.62	R 116.68
R 126.62	R 126.68
R 136.62	R 136.68
R 146.62	R 146.68
R 156.62	R 156.68
R 166.62	R 166.68

For Extra Large Containers

Siebkörbe
Wire baskets
Cestas
Cestello



533 x 337 x 50 mm **R 190.55**

Siebkörbe
Wire baskets
Cestas
Cestello



533 x 337 x 100 mm **R 191.60**

For Extra Large Containers

Siebkörbe
Wire baskets
Cestas
Cestello



665x 250 x 50 mm **R 193.55**

Siebkörbe
Wire baskets
Cestas
Cestello



665x 250 x 100 mm **R 193.60**

For Small / Mini Containers

Siebkörbe
Wire baskets
Cestas
Cestello



268x 117 x 43 mm **R 490.05**

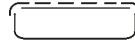
Siebkörbe
Wire baskets
Cestas
Cestello








270 x 170 x 38 mm **R 590.04**




Container Typen und Dimensionen
Container models and dimensions
Tipos de contenedores y medidas
Modelli dei container e dimensioni

Deckel gelocht
 Boden ungelocht
 Perforated lid
 Unperforated bottom
 Tapa perforada
 Cuerpo sin perforación
 Coperchio con filtro
 Fondo senza filtro



300 x 140 x 40 mm  R 410.04 R 420.04 R 430.04 R 440.04 R 450.04 R 460.04	300 x 140 x 70 mm  R 410.07 R 420.07 R 430.07 R 440.07 R 450.07 R 460.07	300 x 140 x 100 mm  R 410.10 R 420.10 R 430.10 R 440.10 R 450.10 R 460.10
--	--	---

300 x 140 x 40 mm  R 411.04 R 421.04 R 431.04 R 441.04 R 451.04 R 461.04	300 x 140 x 70 mm  R 411.07 R 421.07 R 431.07 R 441.07 R 451.07 R 461.07
--	---

300 x 140 mm  R 400.01 R 400.02 R 400.03 R 400.04 R 400.05 R 400.06	Boden ungelocht Unperforated bottom Cuerpo sin perforación Fondo senza filtro  300 x 140 x 40 mm R 405.04 300 x 140 x 70 mm R 405.07	Boden gelocht Perforated bottom Cuerpo perforado Fondo con filtro  300 x 140 x 40 mm R 406.04 300 x 140 x 70 mm R 406.07
---	--	---

Silikon - Noppenmatte
 Silicon mat
 Colchón de silicona
 Tappeto in silicone



275 x 125 mm R 850.00

Spannrahmen für Einschlagtücher
 Tension clips for towels
 Marcos tensores para paños
 Telaio di fissaggio



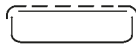
270 x 125 mm R 495.00

Tuch
 Drape
 Paño
 Panno




60 x 40 cm R 095.01

Deckel gelocht
Boden ungelocht
Perforated lid
Unperforated bottom
Tapa perforada
Cuerpo sin perforación
Coperchio con filtro
Fondo senza filtro



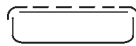
310 x 190 x 40 mm **R 510.04**

Deckel gelocht
Perforated lid
Tapa perforada
Coperchio con filtro



310 x 190 x 40 mm **R 500.01**

Deckel gelocht
Boden ungelocht
Perforated lid
Unperforated bottom
Tapa perforada
Cuerpo sin perforación
Coperchio con filtro
Fondo senza filtro




310 x 190 x 65 mm **R 510.06**

Boden ungelocht
Unperforated bottom
Cuerpo sin perforación
Fondo senza filtro



310 x 190 x 40 mm **R 505.04**
310 x 190 x 65 mm **R 505.06**
310 x 190 x 130 mm **R 505.13**

Deckel gelocht
Boden ungelocht
Perforated lid
Unperforated bottom
Tapa perforada
Cuerpo sin perforación
Coperchio con filtro
Fondo senza filtro



310 x 190 x 130 mm **R 510.13**

Silikon - Noppenmatte
Silicon mat
Colchón de silicona
Tappeto in silicone



260 x 180 mm **R 850.10**

Spannrahmen für Einschlagtücher
Tension clips for towels
Marcos tensores para paños
Telaio di fissaggio




277 x 175 mm **R 595.00**

Tuch
Drape
Paño
Panno



60 x 40 cm **R 095.01**
65 x 65 cm **R 095.02**
85 x 85 cm **R 095.03**

Wire basket for endoscopes



460 x 80 x 52 mm
for 1 laparoscope or 1 hysteroscope or 1 cystoscope

89256-46

460 x 80 x 52 mm
for 2 laparoscopes or 2 hysteroscopes or 2 cystoscopes

89257-46

290 x 80 x 52 mm
for 1 arthroscope or 1 sinuscope

89256-29

290 x 80 x 52 mm
for 2 arthroscopes or 2 sinuscopes

89257-29

670 x 80 x 52 mm
for 1 bronchoscope

89256-67

89256-01 / 89256-02 / 89256-03 / 89256-04

Spare parts

Storage- and sterilization rack

Endoscope Basket (with stand)



470 x 250 x 125 mm
5 / 10 mm Ø
for 15 MIS instruments suitable for container R 110.20

89258-47

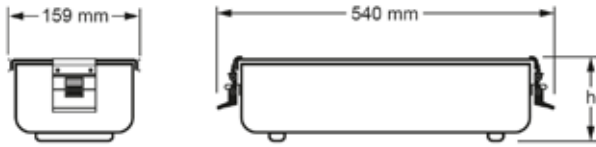
232 x 210 x 155 mm
for arthroscopy instruments

89258-25



Outside dimensions 500 x 135 x 50 mm

89450-50



540 x 159 x 80 mm

540 x 159 x 100 mm

R 614.08	R 614.10
R 624.08	R 624.10
R 634.08	R 634.10
R 644.08	R 644.10
R 654.08	R 654.10
R 664.08	R 664.10



Containers for Endoscopes
(with silicone stand, lock and label)

270 x 70 x 65 mm



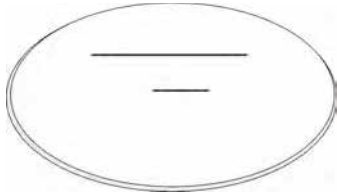
475 x 80 x 65 mm



R 516.07	R 517.07
R 526.07	R 527.07
R 536.07	R 537.07
R 546.07	R 547.07
R 556.07	R 557.07
R 566.07	R 567.07

R 516.08	R 517.08
R 526.08	R 527.08
R 536.08	R 537.08
R 546.08	R 547.08
R 556.08	R 557.08
R 566.08	R 567.08

Einmal - Papier - Sterilfilter



R 800.00

1000 Stück / Unit 1000 pcs.
paquete de 1000 unidades / conf. 1000 pezzi

für Container 1/1, 3/4, 1/2
for containers 1/1, 3/4, 1/2
para contenedores 1/1, 3/4, 1/2
per container 1/1, 3/4, 1/2

Disposable sterile paper filter



R 804.00

235 x 118mm

1000 Stück / Unit 1000 pcs.
paquete de 1000 unidades / conf. 1000 pezzi

für Klein Container (MINI)
for small containers (MINI)
para contenedores pequeños (MINI)
per piccoli container (MINI)

Filtros de papel uso para un solo



R 802.00

230 x 170mm

1000 Stück / Unit 1000 pcs.
paquete de 1000 unidades / conf. 1000 pezzi

für DENTAL Container
for DENTAL containers
Contenedores para DENTAL
per container DENTAL

Filtri di carta monouso

Langzeit-Textil-Filter 50 Sterilisationen



R 800.01

1 Stück / Single / Unidad suelta / Singolo

für Container 1/1, 3/4, 1/2
for containers 1/1, 3/4, 1/2
para contenedores 1/1, 3/4, 1/2
per container 1/1, 3/4, 1/2

Permanent Textile Filters 50 sterilizations



R 804.01

1 Stück / Single / Unidad suelta / Singolo

für Klein Container (MINI)
for small containers (MINI)
para contenedores pequeños (MINI)
per piccoli container (MINI)

Filtro de textil duradero 50 esterilizaciones



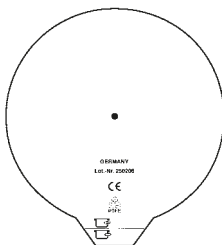
R 802.01

1 Stück / Single / Unidad suelta / Singolo

für DENTAL Container
for DENTAL containers
Contenedores para DENTAL
per container DENTAL

Filtro riusabile tessile per 50 sterilizzazione

Langzeit-Teflonfilter 2000 Sterilisationen




R 800.02

1 Stück / Single / Unidad suelta / Singolo

für Container 1/1, 3/4, 1/2
for containers 1/1, 3/4, 1/2
para contenedores 1/1, 3/4, 1/2
per container 1/1, 3/4, 1/2

Teflon filter 2000 sterilizations




R 800.20

1 Stück / Single / Unidad suelta / Singolo

für Klein Container (MINI)
for small containers (MINI)
para contenedores pequeños (MINI)
per piccoli container (MINI)

Filtro duradero de Teflon 2000 esterilizaciones



R 800.10

1 Stück / Single / Unidad suelta / Singolo

für DENTAL Container
for DENTAL containers
Contenedores para DENTAL
per container DENTAL

Filtro PE per 2000 sterilizzazione

FILTER for hydrogen peroxide plasma sterilization

Single Use
Disposable
Solo Uso
Monouso

R 803.00

100 Stück / Unit 100 pcs.
paquete de 100 unidades / conf. 100 pezzi

für Container 1/1, 3/4, 1/2
for containers 1/1, 3/4, 1/2
para contenedores 1/1, 3/4, 1/2
per container 1/1, 3/4, 1/2



Filter Retainer



R 820.00

Diameter 186 mm

Filter Retainer,
for 1/1, 3/4, 1/2, Extra large,
Extra long, Large dental

**Indikatoretiketten aus Papier
Paper indicators
Etiquetas indicadores de papel
Targhetta in carta monouso**

Diameter: 184 mm

69 x 38 mm



R 810.00

1000 Stück / Unit 1000 pcs.
paquete de 1000 unidades / conf. 1000 pezzi

für Container 1/1, 3/4, 1/2
for containers 1/1, 3/4, 1/2
para contenedores 1/1, 3/4, 1/2
per container 1/1, 3/4, 1/2

**Indikatoretiketten aus Papier
Paper indicators
Etiquetas indicadores de papel
Targhetta in carta monouso**

58 x 18 mm



R 812.00

1000 Stück / Unit 1000 pcs.
paquete de 1000 unidades / conf. 1000 pezzi

für Klein Container (MINI)
for small containers (MINI)
para contenedores pequeños (MINI)
per piccoli container (MINI)

**Kennzeichnungsschilder ohne Gravur
Aluminium indicators without graving
Etiquetas de identificación sin grabación
Targhette d'alluminio senza incisione**

50 x 18 mm

CHIRURGIE	TRANSPLANTATION	GYNÄKOLOGIE	R 820.01
GYNÄKOLOGIE	CHIRURGIE	TRANSPLANTATION	R 820.02
GRUNDSIEB	GRUNDSIEB	GYNÄKOLOGIE	R 820.03
GRUNDSIEB	GRUNDSIEB	GYNÄKOLOGIE	R 820.04
GRUNDSIEB	GRUNDSIEB	GYNÄKOLOGIE	R 820.05
GRUNDSIEB	GRUNDSIEB	GYNÄKOLOGIE	R 820.06

**Verschlußplomben aus Kunststoff
Plastic seals
Precintos de plástico
Sigillo in plastica**

R 818.00

1000 Stück / Unit 1000 pcs.
paquete de 1000 unidades / conf. 1000 pezzi



Silicone Gasket



R 839.12	1/2 Silicone Gasket	101 cm
R 839.34	3/4 Silicone Gasket	136 cm
R 839.00	1/1 Silicone Gasket	158 cm

Stand for Trays



R 843.00



Height 20 mm

What Is Auto Lock Mechanism

Der Auto Lock Mechanismus

Auto lock mechanism is a heat-sensitive automatic locking system developed in order to ease sterilization control by R&D department. Modular auto lock system designed to be usable with different container systems.

Auto lock is a system designed in reusable property instead of disposable plastic products that are used as security locks in containers.

Der Auto-Lock-Mechanismus ist ein wärmeempfindliches automatisches Verriegelungssystem, das entwickelt wurde, um die Sterilisationskontrolle durch die Forschungs- und Entwicklungsabteilung zu erleichtern. Das Modulare Auto-Lock-System wurde für die Verwendung mit verschiedenen Containersystemen entwickelt.

Das Auto Lock System wurde als wiederverwendbares Produkt entwickelt anstelle von Einweg-Kunststoffprodukten, welche als Sicherheitsschlösser in Behältern verwendet werden.

How does Auto Lock Mechanism Work?

Funktionsweise Auto Lock Mechanismus

As the temperature in the autoclave begins to rise above 100 degrees, automatic locking mechanism located on the box is activated. When the mechanism is activated, the red movable locking shaft in it is going forward (Picture 1).

When the movable locking shaft is going forward, it blocks the locking mechanism in lid and so it prevents uncontrolled opening of the lid.

Wenn die Temperatur im Autoklaven über 100 Grad zu steigen beginnt, wird der automatische Verriegelungsmechanismus auf dem Container aktiviert. Wenn der Mechanismus aktiviert wird, bewegt sich die rote bewegliche Sperrwelle darin nach vorne (Bild 1).

Wenn die bewegliche Sperrwelle nach vorne fährt, blockiert diese den Verriegelungsmechanismus im Deckel und verhindert so ein unkontrolliertes Öffnen des Deckels.

The process of the system becoming inactive is as following: After sterilization process has been completed and container has been removed from the autoclave, the container and Auto Lock system are allowed to cool between 5 and 10 minutes. Then the red movable locking shaft is pushed back with the help of fingers (Picture 3).

Dieser Prozess wird inaktiv wie folgt:


Nach Abschluss des Sterilisationsprozesses, Behälter aus dem Autoklaven entnehmen. Container und Auto Lock System 5 bis 10 Minuten abkühlen lassen.

Dann kann die rote bewegliche Verriegelung mit Hilfe der Finger zurückgeschoben werden (Bild 3).


When the user sees that Auto Lock mechanism is activated (Picture 1), he/she can understand that the container has entered to the sterilization process. If Auto lock mechanism is inactive (Picture 2), it means that this container has been previously opened.

Wenn der Benutzer sieht, dass der Auto Lock-Mechanismus aktiviert ist (Abbildung 1), kann er/sie feststellen, dass der Behälter in den Sterilisationsprozess eingetreten ist. Wenn der Autolock-Mechanismus inaktiv ist (Bild 2), bedeutet dies, dass der Container bereits geöffnet wurde.

R 870.00



Picture 1 (Closed Position)



Picture 2



Picture 3



Que es el mecanismo Auto Lock?

Il meccanismo Auto Lock

El mecanismo de bloqueo automático (Auto Lock) es un sistema de bloqueo automático sensible al calor diseñado para facilitar el control de esterilización por parte del departamento de investigación y desarrollo. El sistema Auto Lock es un sistema modular, desarrollado para su uso con varios sistemas de contenedores.

El sistema Auto Lock se desarrolló como un producto reutilizable en lugar de productos de plástico de solo uso que se utilizan como candados de seguridad en contenedores.

Il meccanismo di blocco automatico è un sistema di blocco automatico sensibile al calore, che è progettato per essere utilizzato dalla ricerca e dal controllo della sterilizzazione Per facilitare il dipartimento di sviluppo. Il sistema di bloccaggio automatico modulare è stato progettato per il l'uso con vari sistemi di contenitori. Il sistema di blocco automatico è stato sviluppato come prodotto riutilizzabile anziché usa e getta Prodotti in plastica utilizzati come serrature di sicurezza nei contenitori.

Como funciona el mecanismo Auto Lock?

Come funziona il meccanismo Auto Lock?

A medida que la temperatura en el autoclave comienza a elevarse por encima de los 100 grados, se activa el mecanismo Auto Lock ubicado en el contenedor. Cuando se activa el mecanismo, el eje de bloqueo móvil rojo se avanza (Imagen 1).

Cuando el eje de bloqueo móvil avanza, se bloquea el mecanismo de bloqueo en la tapa y, por lo tanto, evita la apertura incontrolada de la tapa.

Quando la temperatura nell'autoclave inizia a salire sopra i 100 gradi, il meccanismo di bloccaggio automatico attivato sul contenitore. Se la Il meccanismo è attivato, l'albero di bloccaggio mobile rosso si muove in esso anteriore (foto 1). Quando l'albero di bloccaggio mobile si sposta in avanti, blocca il Meccanismo di blocco nel coperchio, impedendo così l'apertura incontrollata del coperchio.

Este proceso se vuelve inactivo de la siguiente manera:


Una vez finalizado el proceso de esterilización, retire el recipiente del autoclave. Deje que el recipiente y el sistema Auto Lock se enfríen durante 5 a 10 minutos. Luego, el candado móvil rojo se puede empujar hacia atrás con la ayuda de los dedos (imagen 3).

Questo processo diventa inattivo come segue: Al termine del processo della sterilizzazione, rimuovere il contenitore dall'autoclave. Lasciare raffreddare il contenitore e il sistema di blocco automatico per 5-10 minuti. Quindi il blocco mobile rosso può essere spinto indietro con l'aiuto delle dita essere (foto 3).

Cuando el usuario ve que el mecanismo Auto Lock está activado (Figura 1), puede determinar que el contenedor ha entrado en el proceso de esterilización. Si el mecanismo Auto Lock está inactivo (Figura 2), significa que el contenedor ya se ha abierto.

Quando l'utente vede che il meccanismo di blocco automatico è attivato (Figura 1), lui/ lei può determinare che il contenitore è entrato nel processo di sterilizzazione. Quando il meccanismo di blocco automatico è inattivo (Figura 2), significa che il contenitore è già stato aperto.

R 870.00



Picture 1 (Closed Position)



Picture 2



Picture 3




Siebkörbe rostfreier Stahl
Stainless steel perforated sheet baskets
Cestas de acero inoxidable
Cestelli in lamiera forata inox



- Siebkörbe rostfreier Stahl
- Stainless steel perforated sheet baskets
- Bandejas de acero inoxidable
- Cestelli in lamiera forata inox

89421-50	mm	210	145	50
89424-41	mm	240	240	41
89424-45	mm	240	240	45
89424-50	mm	240	240	50
89424-70	mm	240	240	70
89424-90	mm	240	240	90
89428-40	mm	280	110	40
89428-70	mm	280	110	70
89430-35	mm	300	240	35
89430-50	mm	300	240	50
89430-70	mm	300	240	70
89440-41	mm	380	240	41
89440-45	mm	380	240	45
89440-50	mm	380	240	50
89440-70	mm	380	240	70
89440-90	mm	380	240	90
89448-41	mm	480	240	41
89448-45	mm	480	240	45
89448-50	mm	480	240	50
89448-70	mm	480	240	70
89448-90	mm	480	240	90
89454-41	mm	540	240	41
89454-45	mm	540	240	45
89454-50	mm	540	240	50
89454-70	mm	540	240	70
89454-90	mm	540	240	90
89465-70	mm	650	240	70



- Edelstahldeckel für Körbe aus Edelstahllochblech
- Stainless steel covers for baskets made of perforated stainless steel sheet
- Tapas para bandejas de acero inoxidable
- Coperchio inox per cestelli in lamiera forata inox

89421-14	mm	210	145
89424-24	mm	240	240
89428-12	mm	280	110
89428-11	mm	280	240
89430-24	mm	300	240
89430-10	mm	380	110
89440-24	mm	380	240
89448-24	mm	480	240
89454-24	mm	540	240
89465-24	mm	650	240


Silikon Profile / silicone bar / barra de silicona / supporti in silicone per alloggi

Universal



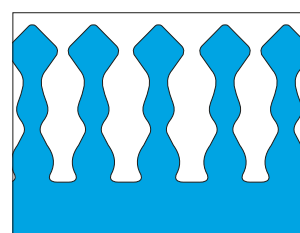
With rail, screw and nut

Code	Lenght	Height
R12-100	250 mm	45 mm
R12-101	152 mm	45 mm
R12-102	125 mm	45 mm
R12-145	97 mm	45 mm



With rail, screw and nut

Code	Lenght	Height
R12-109	238 mm	45 mm
R12-110	158 mm	45 mm
R12-111	112 mm	45 mm
R12-148	77 mm	45 mm



Silikon Profile / silicone bar / barra de silicona / supporti in silicone per alloggi

Endoskop Halter Scope Holder Soporte para endoscopio Supporti per endoscopi



4 cm / 1,5"

R019-5350	15 mm Ø
R019-5353	12 mm Ø



R019-5351	8 mm Ø
R019-5352	12 mm Ø
R019-5354	6 mm Ø
R019-5355	4 mm Ø



R 849.00
Fixierklammer
Fixation clips
Clip de fijación
Pinza fissatello a presa doppia





Maltepe Mah.Eski Çırpıcıyolu Sk.
Merter İş Merkezi D Blok 2/21
034234- Zeytinburnu, İstanbul

+90 212 482 71 52
info@redamed.com